

# Louisiana Senate Finance Committee



## FY25 Executive Budget

### 01 – Executive Department 124 – Louisiana Stadium and Exposition District

March 2024

*Senator Cameron Henry, President  
Senator Glen Womack, Chairman*





# FY25 Executive Budget

## Schedule 01 — Executive Department Agencies

### Executive Department

Management and  
Regulatory Agencies  
Supporting the  
Executive Branch of  
State Government

	Tab No.
Executive Department Overview	Overview
Executive Office	01-100 EXEC
Office of Indian Affairs	01-101 OIA
State Inspector General	01-102 SIG
Mental Health Advocacy Service	01-103 MHAS
Louisiana Tax Commission	01-106 LTC
Division of Administration	01-107 DOA
Coastal Protection and Restoration Authority	01-109 CPRA
Governor's Office of Homeland Security and Emergency Preparedness	01-111 GOHSEP
Military Affairs	01-112 MILI
La. Public Defender Board	01-116 LPDB
La. Stadium and Exposition District	01-124 LSED
La. Commission on Law Enforcement	01-129 LCLE
Office of Elderly Affairs	01-133 OEA
La. State Racing Commission	01-254 LSRC
Office of Financial Institutions	01-255 OFI



# 01-124 Louisiana Stadium and Exposition District (LSED)

The Louisiana Stadium and Exposition District (LSED) is a political subdivision of the state. It is governed by a 7-member Board appointed by the Governor. It has ownership of and jurisdictional authority over the facilities shown in this presentation. The Board contracts with ASM Global to provide for the operation of:


## **Caesars Superdome Smoothie King Center**

(Both owned by LSED and leased to the State)

## **Champions Square**

(leased to LSED by Zelia/Benson)

- **New Orleans Saints Training Facility**
  - **TPC Louisiana Golf Course**
- **Shrine on Airline (Baseball Stadium)**
  - **Alario Event Center**



In addition to operating expenses for the facilities, the LSED budget includes required payments in accordance with agreements with the Saints and Pelicans sports teams.





# 01-124 Louisiana Stadium and Exposition District Caesars Superdome and Smoothie King Center



- Caesars Entertainment and the Saints signed a new 20-year, \$138-million deal for naming rights for the Superdome in July 2021.
- The contract was approved by JLCB that month and began in August 2021.
- The deal breaks down to \$6.9 million annually.



- Opened in October 1999 at a cost of \$112 million, including site clearance and preparation.
- It was renovated in 2013 at a cost of \$34 million.
- The Center has flexible seating for up to 17,500 people.





# 01-124 Louisiana Stadium and Exposition District Champions Square



Champions Square is a redeveloped four-block urban site adjacent to the Superdome used as an outdoor event space.







# 01-124 Louisiana Stadium and Exposition District

## Other Facilities under LSED


**Saints Training Facility**



**TPC Louisiana Golf Course**



**Shrine on Airline  
(formerly Zephyr Field)**



**Alario Event Center**



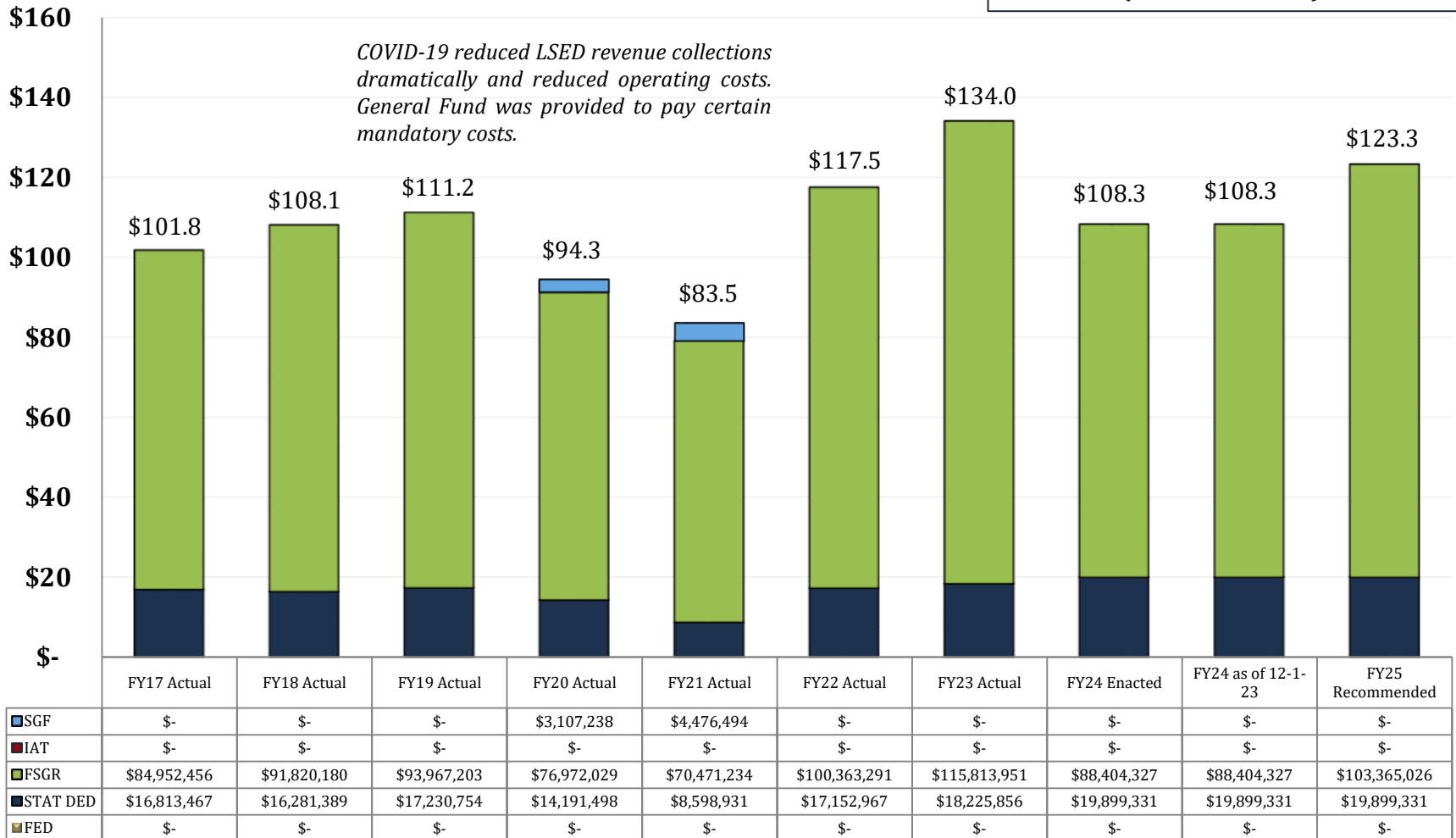


# 01-124 Louisiana Stadium and Exposition District

## Changes in Funding since FY17

### Total Budget by Fiscal Year and Means of Finance (in \$ millions)

Change from FY17 to FY25 is 6.4%.  
(Actual to Recommended)  
Change from FY17 to FY23 is 31.7%.  
(Actual to Actual)





# 01-124 La. Stadium & Exposition District

## Statewide and Agency-Specific Adjustments for FY25

State General Fund (Direct)	Interagency Transfers	Fees and Self-generated Revenues	Statutory Dedications	Federal Funds	Total	T.O.	Adjustment
\$0	\$0	\$88,404,327	\$19,899,331	\$0	\$108,303,658	0	FY24 Existing Operating Budget as of 12/1/23
\$0	\$0	\$1,776,511	\$0	\$0	\$1,776,511	0	Risk Management
\$0	\$0	\$1,776,511	\$0	\$0	\$1,776,511	0	<b>Total Statewide Adjustments</b>
\$0	\$0	\$13,184,188	\$0	\$0	\$13,184,188	0	Total Other Adjustments
\$0	\$0	\$103,365,026	\$19,899,331	\$0	\$123,264,357	0	<b>TOTAL FY 25 RECOMMENDED BUDGET</b>
\$0	\$0	\$14,960,699	\$0	\$0	\$14,960,699	0	<i>Total Adjustments (Statewide and Agency-specific)</i>

### Other Adjustments

State General Fund (Direct)	Interagency Transfers	Fees and Self-generated Revenues	Statutory Dedications	Federal Funds	Total	T.O.	Adjustment
\$0	\$0	\$13,184,188	\$0	\$0	\$13,184,188	0	Increase of Fees and Self-generated Revenues for operating expenses of the facilities operated by the Louisiana Stadium and Exposition District.
\$0	\$0	\$13,184,188	\$0	\$0	\$13,184,188	0	<b>Total Other Adjustments</b>



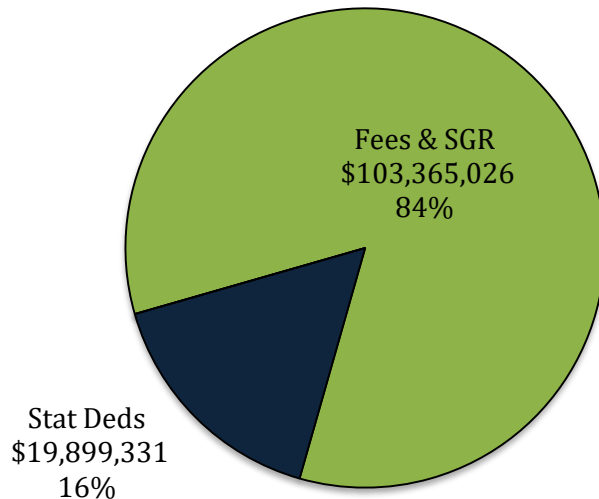


# FY25 Executive Department

## 01-124 Louisiana Stadium and Exposition District (LSED)

Total Funding	FY23 Actual	FY24 Enacted	FY24 EOB as of 12-1-23	FY25 Recommended	Difference FY24 EOB to FY25 Recommended
State General Fund	\$0	\$0	\$0	\$0	\$0
Interagency Transfers	\$0	\$0	\$0	\$0	\$0
Fees and Self-generated Revenues (Inclu. LSED License Plate Dedicated Account)	\$115,813,951	\$88,404,327	\$88,404,327	\$103,365,026	\$14,960,699
Statutory Dedications:					
<i>New Orleans Sports Franchise Fund</i>	\$11,026,031	\$11,700,000	\$11,700,000	\$11,700,000	\$0
<i>Sports Facility Assistance Fund</i>	\$5,150,430	\$6,150,000	\$6,150,000	\$6,150,000	\$0
<i>New Orleans Sports Franchise Assistance Fund</i>	\$2,049,395	\$2,049,331	\$2,049,331	\$2,049,331	\$0
Federal Funds	\$0		\$0	\$0	\$0
<b>LSED TOTAL</b>	<b>\$134,039,807</b>	<b>\$108,303,658</b>	<b>\$108,303,658</b>	<b>\$123,264,357</b>	<b>\$14,960,699</b>

### FY25 Recommended Total Means of Finance



Statutory Dedications	Amount
N.O. Sports Franchise Fund: <i>Dedication of a 1% hotel sales tax generated in Orleans Parish</i>	\$11.7 million
Sports Facility Assistance Fund: <i>State income tax from non-resident players</i>	\$6.2 million
N.O. Sports Franchise Assistance Fund: <i>Slots at the Fairgrounds Racetrack</i>	\$2.0 million
<b>Total Statutory Dedications</b>	<b>\$19.9 million</b>



# 01-124 LSED

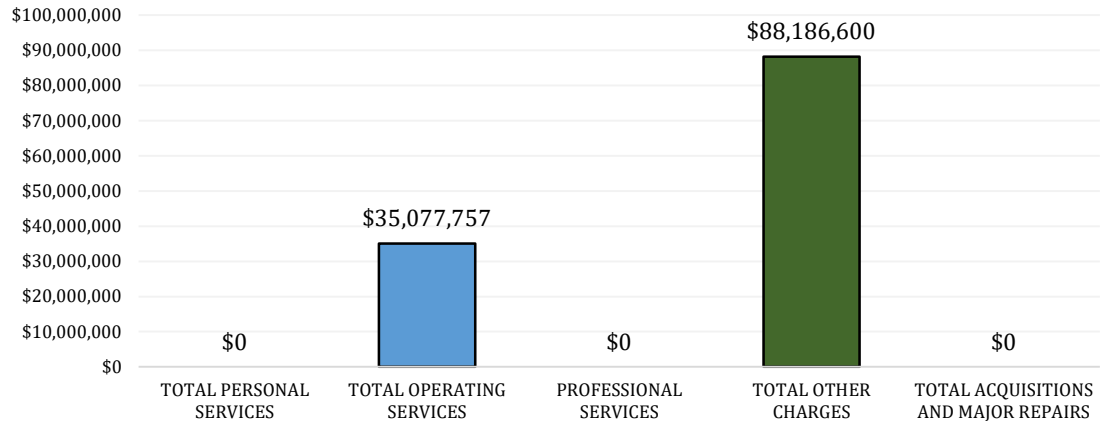
## Categorical Expenditures at FY25 Recommended

The largest expenditure category in LSED is Total Other Charges, which makes up 42 percent of total Expenditures. These are the team entitlements, capital replacement and repair, management fees, and LSED administrative expenses.

Debt Service contributes roughly 24 percent and is primarily for facility renovations that are secured by the hotel occupancy tax and event revenue. Interagency Transfer expenses are for the Office of Risk Management.

Operating Services is about 28.5 percent of the budget and includes facility operating expenses.

### FY25 Recommended Expenditures

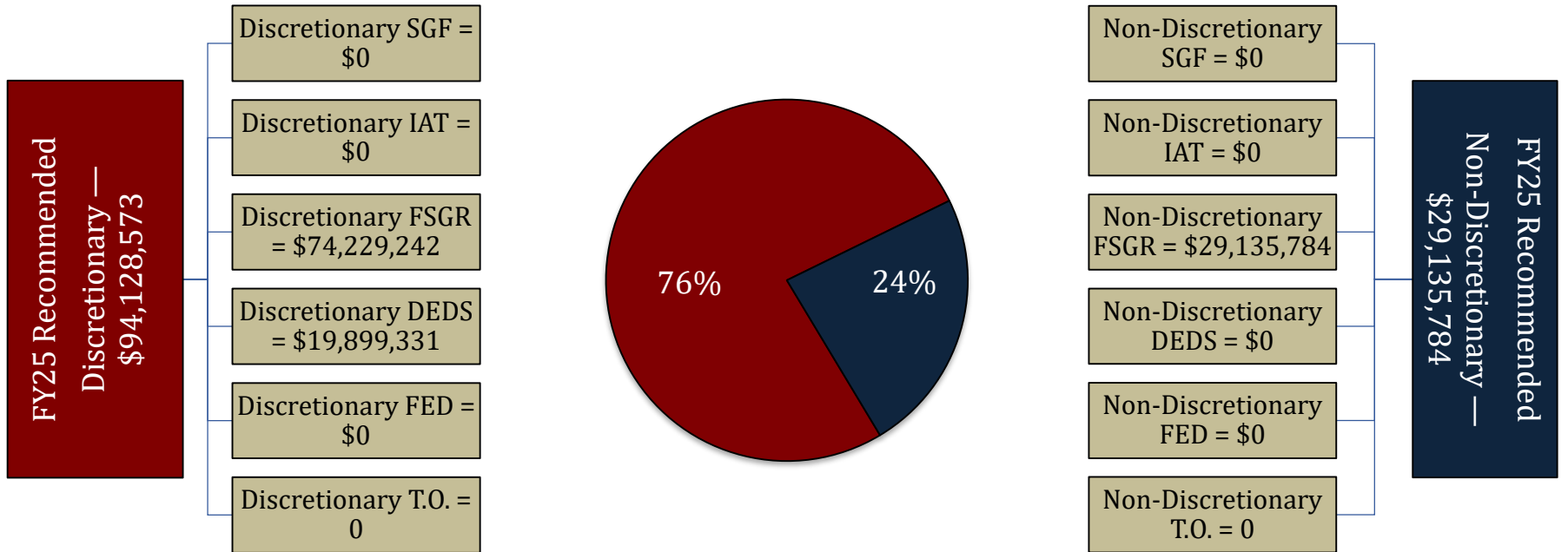


Categorical Expenditures	FY23 Actual	FY24 Enacted	FY24 EOB as of 12/01/23	FY25 Recommended	Difference FY24 EOB vs. FY25 REC
Salaries	\$0	\$0	\$0	\$0	\$0
Other Compensation	\$0	\$0	\$0	\$0	\$0
Related Benefits	\$0	\$0	\$0	\$0	\$0
<b>TOTAL PERSONAL SERVICES</b>	<b>\$0</b>	<b>\$0</b>	<b>\$0</b>	<b>\$0</b>	<b>\$0</b>
Travel	\$0	\$0	\$0	\$0	\$0
Operating Services	\$43,625,625	\$30,832,566	\$30,832,566	\$35,077,757	\$4,245,191
Supplies	\$0	\$0	\$0	\$0	\$0
<b>TOTAL OPERATING EXPENSES</b>	<b>\$43,625,625</b>	<b>\$30,832,566</b>	<b>\$30,832,566</b>	<b>\$35,077,757</b>	<b>\$4,245,191</b>
<b>PROFESSIONAL SERVICES</b>	<b>\$0</b>	<b>\$0</b>	<b>\$0</b>	<b>\$0</b>	<b>\$0</b>
Other Charges	\$50,458,053	\$45,067,984	\$45,067,984	\$51,759,806	\$6,691,822
Debt Service	\$35,098,994	\$26,888,609	\$26,888,609	\$29,135,784	\$2,247,175
Interagency Transfers	\$4,857,135	\$5,514,499	\$5,514,499	\$7,291,010	\$1,776,511
<b>TOTAL OTHER CHARGES</b>	<b>\$90,414,182</b>	<b>\$77,471,092</b>	<b>\$77,471,092</b>	<b>\$88,186,600</b>	<b>\$10,715,508</b>
Acquisitions	\$0	\$0	\$0	\$0	\$0
Major Repairs	\$0	\$0	\$0	\$0	\$0
<b>TOTAL ACQ. &amp; MAJOR REPAIRS</b>	<b>\$0</b>	<b>\$0</b>	<b>\$0</b>	<b>\$0</b>	<b>\$0</b>
<b>TOTAL EXPENDITURES</b>	<b>\$134,039,807</b>	<b>\$108,303,658</b>	<b>\$108,303,658</b>	<b>\$123,264,357</b>	<b>\$14,960,699</b>



# 01-124 LSED

## FY25 Discretionary/Non-Discretionary Comparison



Total Discretionary Funding by Office		
Executive Office	\$20,602,942	0.43%
Office of Indian Affairs	\$0	0.00%
Office of Inspector General	\$1,866,453	0.04%
Mental Health Advocacy Service	\$0	0.00%
LA Tax Commission	\$4,322,351	0.09%
Division of Administration	\$980,820,356	20.70%
Coastal Protection and Restoration Authority	\$197,569,088	4.17%
GOHSEP	\$3,126,385,146	65.98%
Department of Military Affairs	\$113,454,239	2.39%
Louisiana Public Defender Board	\$47,628,367	1.01%
Louisiana Stadium and Exposition District	\$94,128,573	1.99%
Louisiana Commission on Law Enforcement	\$49,391,407	1.04%
Governor's Office of Elderly Affairs	\$70,783,478	1.49%
Louisiana State Racing Commission	\$18,351,879	0.39%
Office of Financial Institutions	\$12,790,407	0.27%
<b>Total Discretionary</b>	<b>\$4,738,094,686</b>	<b>100.00%</b>

Total Non-Discretionary Funding by Type		
Debt Service related to outstanding bonds	\$ 29,135,784	100%
<b>Total Non-Discretionary</b>	<b>\$ 29,135,784</b>	<b>100%</b>





# 01-124 Louisiana Stadium and Exposition District

## LSED Board and Related Employment Information for ASM Global



### LSED Board Members

Robert Vosbein, Jr., *chairman*  
Daniel Becnel  
Matt Bowers  
John Condos  
Tommy Cvitanovich  
Hilary Landry  
Cedric Richmond

- The LSED is a political subdivision of the state.
- It has ownership of and jurisdictional authority over the facilities shown in this presentation.
- The LSED provides oversight concerning these facilities through the seven-person board listed above, who are appointed by the governor.
- The members of the board have no set term length and serve at the determination of the governor.

ASM Global is the private company responsible for event planning and venue management in LSED facilities. The company has a portfolio of over 300 stadiums, arenas, convention centers, theaters, and other establishments around the world.

The chart below shows demographic information on ASM's employees in New Orleans.

*\*Note: the LSED budget itself does not have any Authorized T.O. positions.*

Department Demographics	Total	%
<b>Gender</b>		
Female	1,680	55%
Male	1,396	45%
<b>Race/Ethnicity</b>		
White	792	26%
Black	2,192	71%
Asian	67	2%
Hispanic	25	1%
American Indian	0	0%
Two or More Races	0	0%
Declined to Answer	0	0%
<b>TOTAL</b>	<b>3,076</b>	<b>100%</b>

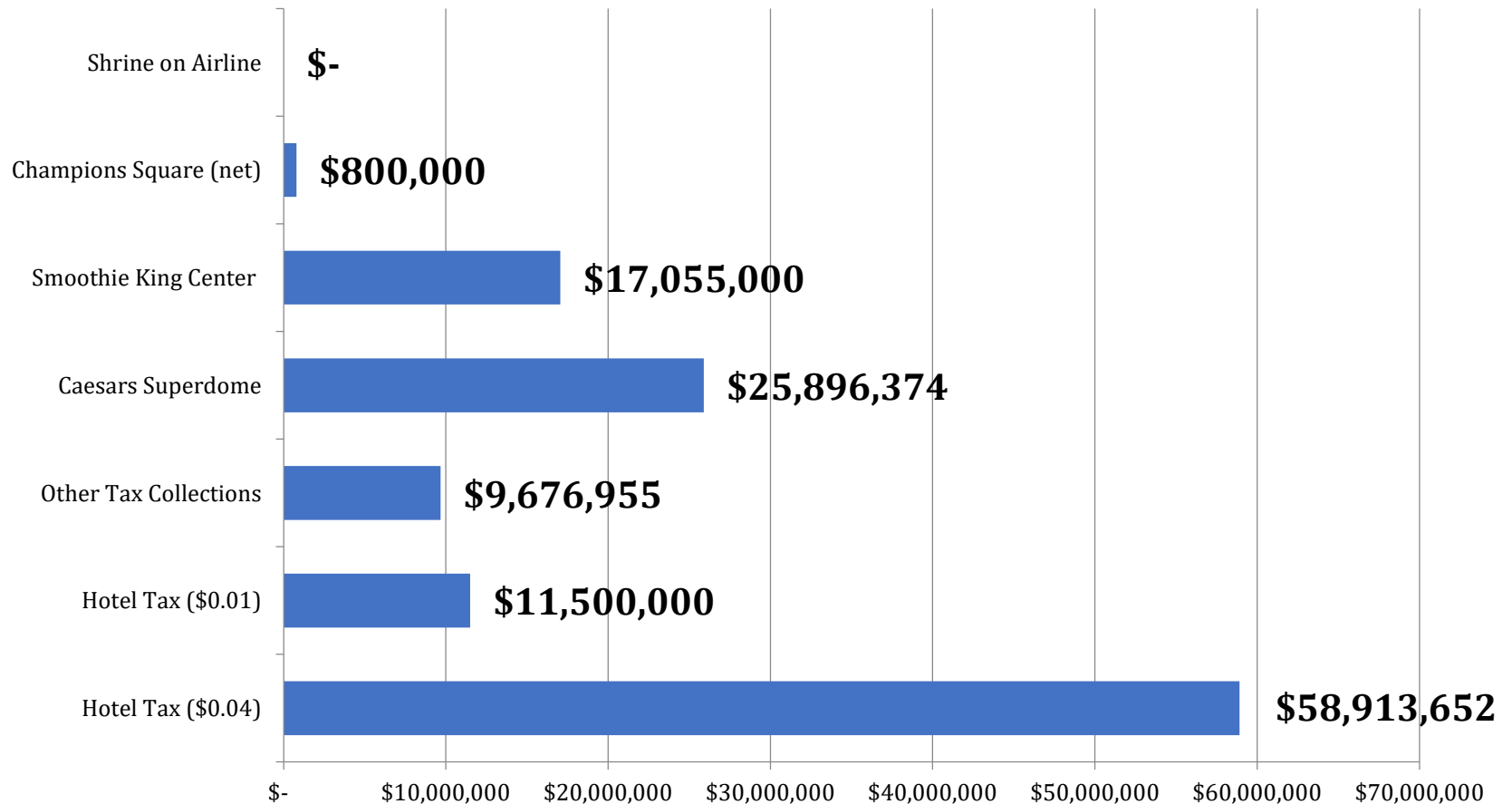


# 01-124 Louisiana Stadium and Exposition District

## Expenditure and Revenue Data

### LSED Operating Budget: FY 2025

#### Sources of Revenue

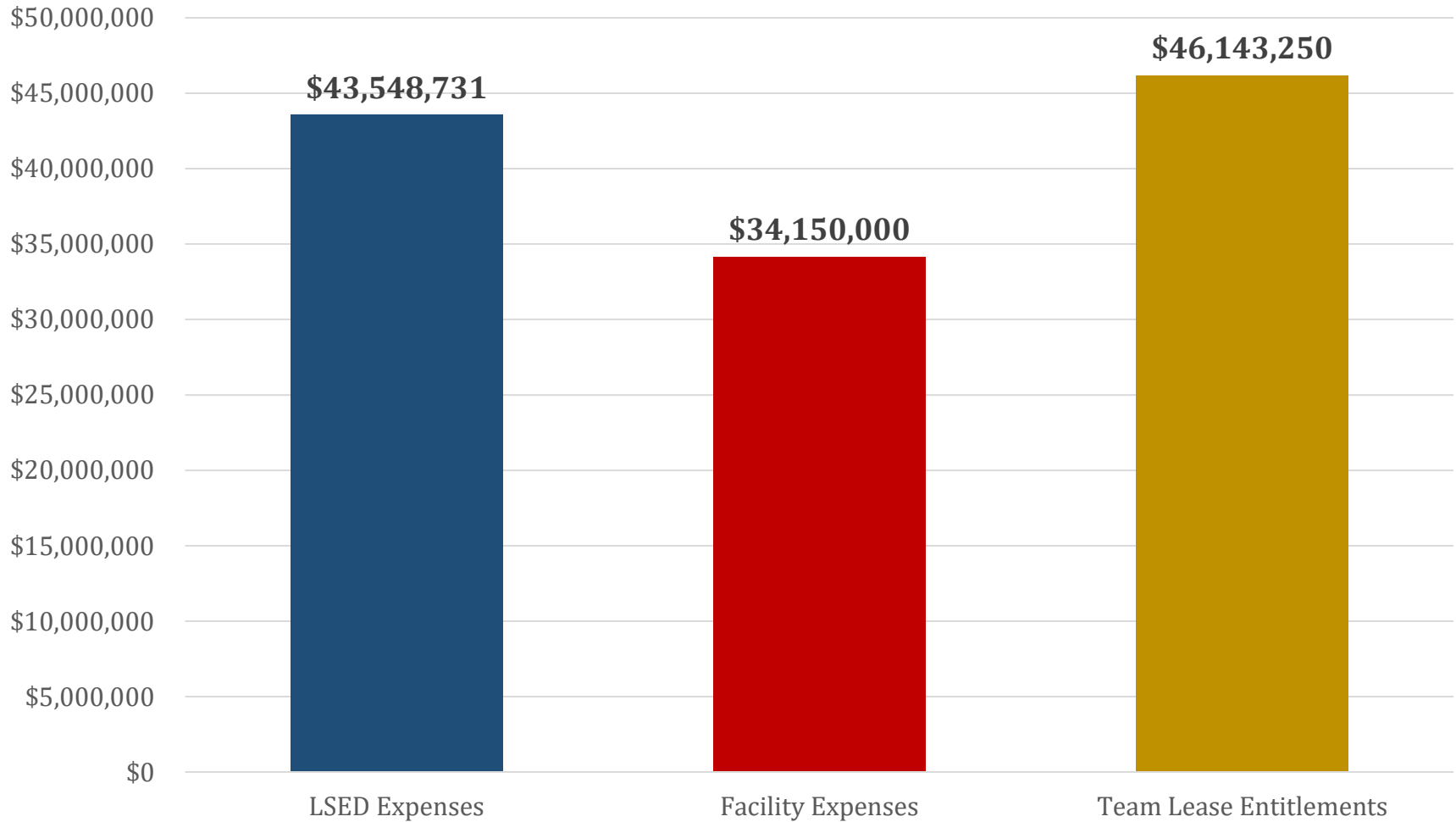




# 01-124 Louisiana Stadium and Exposition District

## Expenditure and Revenue Data

### LSED Operating Budget: FY25 Allocation of Expenses



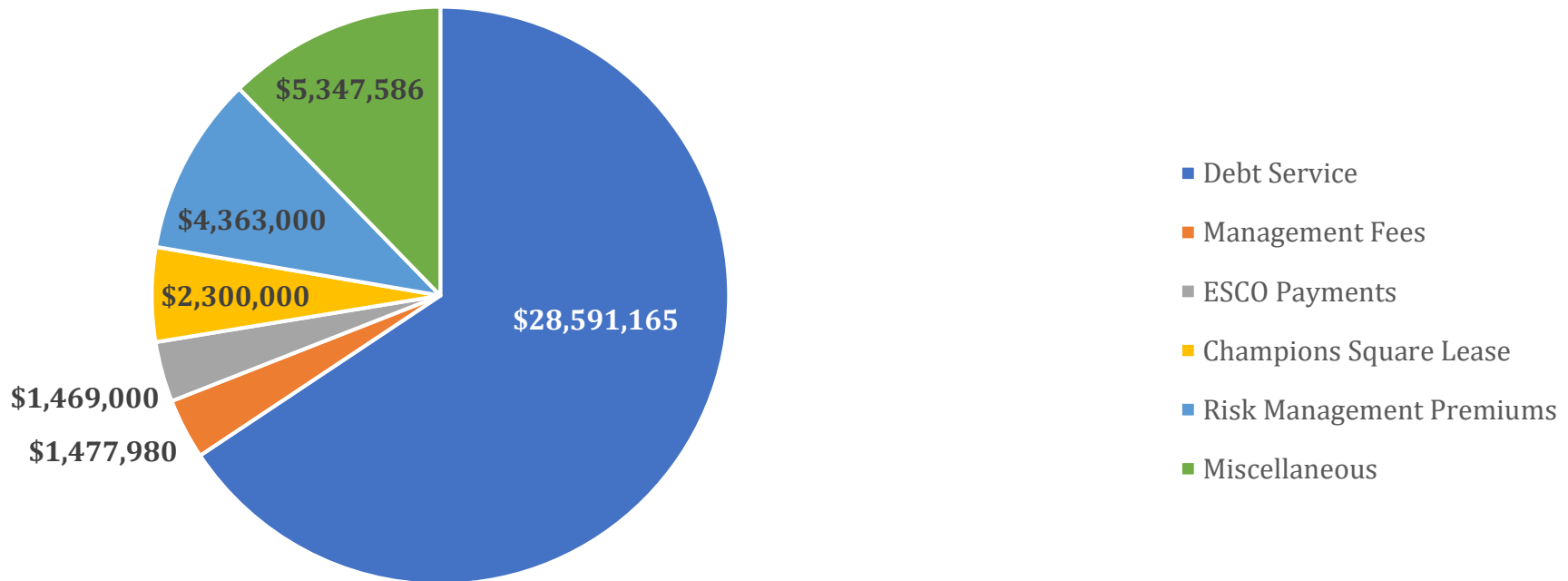




# 01-124 Louisiana Stadium and Exposition District

## Expenditure and Revenue Data

### LSED Operating Budget: FY 2025 LSED Expenses



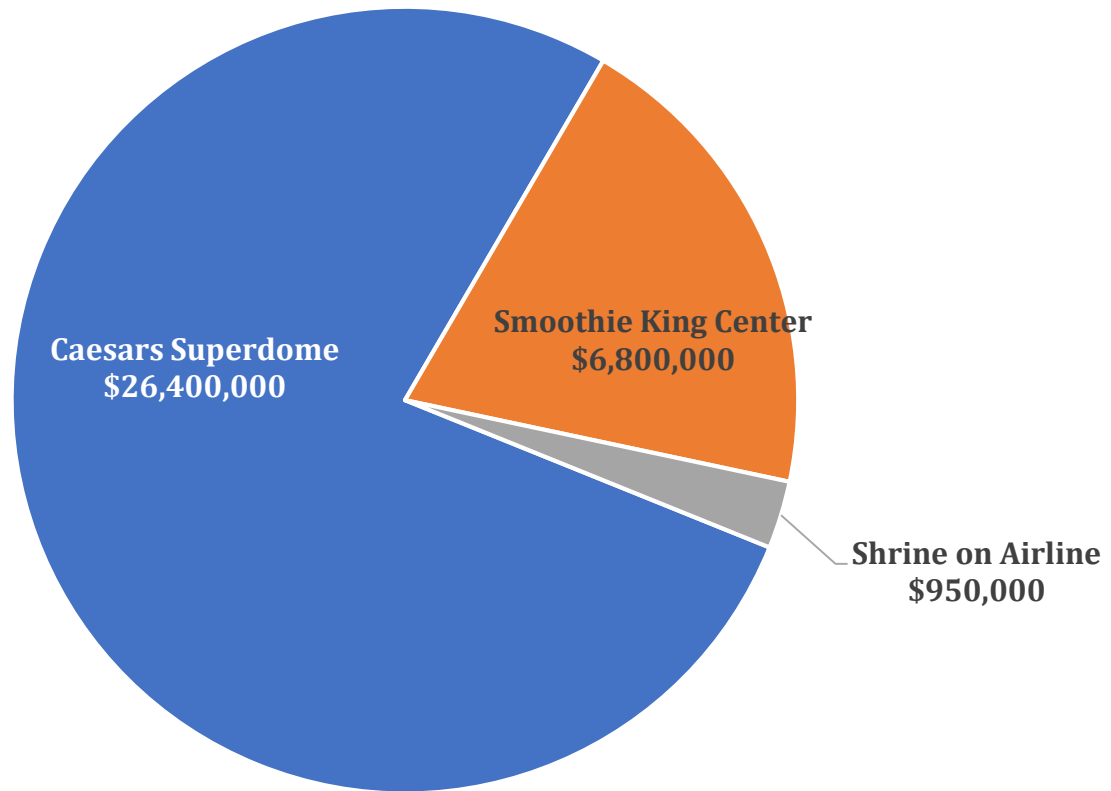
ESCO refers to Energy Services Contracts with Siemens and Johnson Controls. These companies make capital investments, and the LSED recoups costs through savings in 1) energy consumption, 2) maintenance costs and 3) future capital investment. The ESCO expense is an amortized lease payment.



# 01-124 Louisiana Stadium and Exposition District

## Expenditure and Revenue Data

### LSED Operating Budget: FY 2025 Facility Expenses

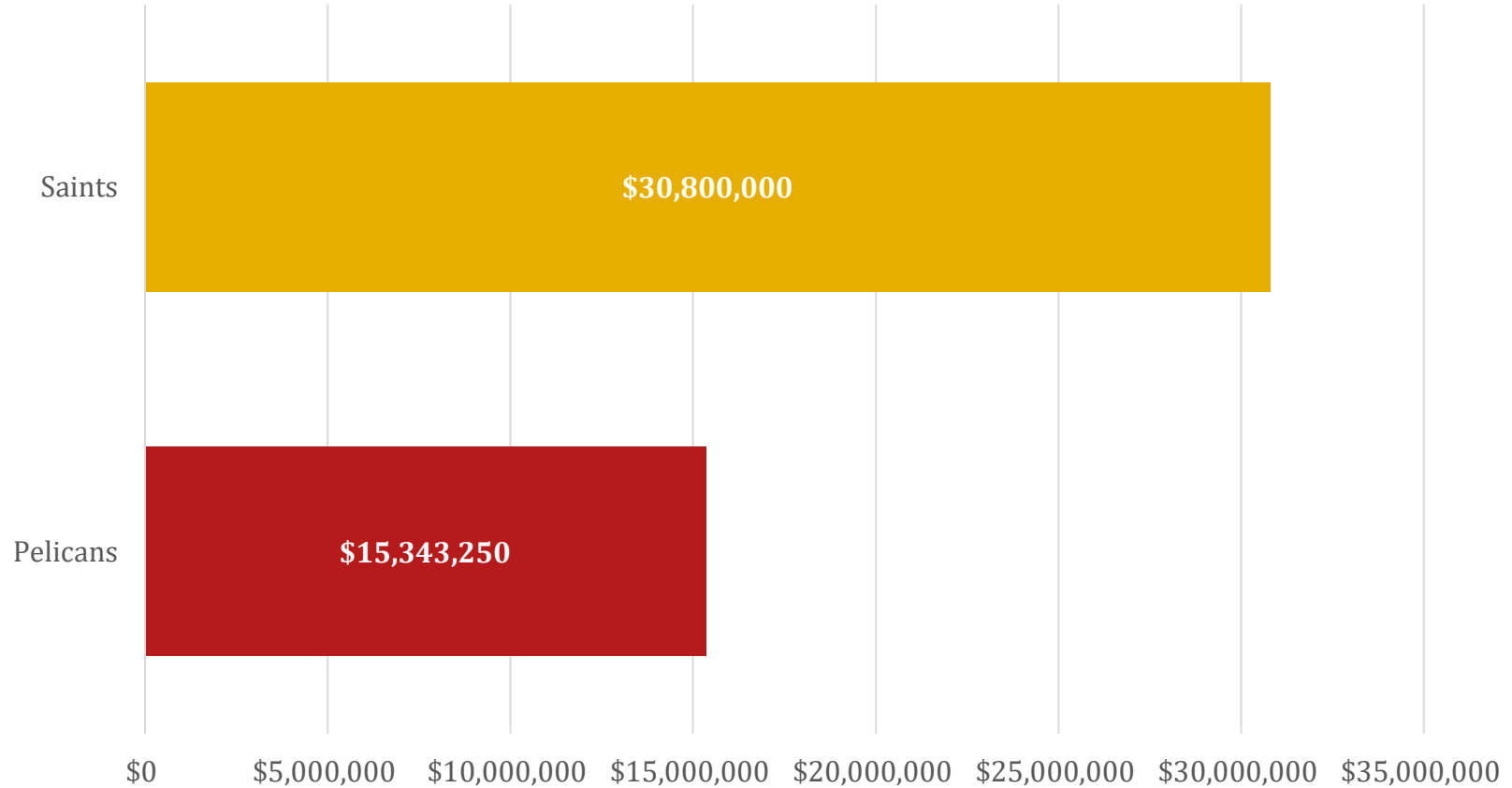




# 01-124 Louisiana Stadium and Exposition District

## Expenditure and Revenue Data

### LSED Operating Budget: FY 2025 Lease Entitlements



Expenses include: team entitlements, player tax allocation, and game day expenses





# 01-124 Louisiana Stadium and Exposition District

## Current Issues

- The New Orleans Pelicans previously participated in the Quality Jobs Tax Rebate Program in La. Department of Economic Development (LED), providing the team with a \$3.65 million annual rebate. This rebate expired in Fiscal Year 2022.
  - The Amended and Restated Arena Usage Agreement with the Pelicans requires that if the Quality Jobs Rebate Agreement is not renewed or extended, then “the State shall pay or cause the LSED to pay amounts that would have been payable under the Quality Jobs Rebate Agreement had it been so extended throughout the remainder of the Initial Term and the Extended Term”.
  - The State may be obligated to pay the equivalent \$3.65 million annually for FY 2023 through FY 2029 when the agreement is set to expire.
  - There is currently a \$3.65 million appropriation for the Pelicans housed in 20-931 – LED Debt Service and State Commitments, representing a payment for FY 2025.
- The ongoing Superdome Renovation Project had a total price tag of \$450 million in its original projection. The State, LSED, and the Saints agreed to allocate these costs equally. The most recent projection places the renovation cost closer to \$500 million, with LSED and the Saints committed to assuming the extra cost at this time.